

200mA,60-70V Schottky Diodes

Features

- Low leakage current
- Schottky barrier diodes
- Low forward voltage drop
- For general purpose applications
- Moisture sensitivity: level 1, per J-STD-020
- For fast switching and low logic level applications
- High temperature soldering guaranteed: 260°C/10 seconds



DO-35(DO-204AH)

Applications

- HF-Detector, Protection circuit
- DC/DC converter for notebooks
- Small battery charger, Power supplies

Maximum Ratings & Electrical Characteristics (T_A=25°C unless otherwise noted)

Parameter	Symbol	1N5711	1N6263	Unit
Maximum repetitive peak reverse voltage	V _{RRM}	70	60	V
Power dissipation (infinite heatsink)	P _{tot}	400		mW
Maximum single cycle surge 10us square wave	I _{FSM}	2		A
Maximum junction temperature	T _J	125		°C
Storage temperature range	T _{STG}	-65 to +150		°C

Thermal-Mechanical Specifications (T_A=25°C unless otherwise noted)

Parameter	Symbol	Typ	Unit
Thermal Resistance, Junction to Ambient	R _{θJA}	300	°C /W

Electrical Specifications (T_A=25°C unless otherwise noted)

Parameter	Symbol	Test Conditions	1N5711	1N6263	Unit
Maximum forward voltage pulse test tp<300us, δ<2%	V _F	I _F =1mA	0.41		V
		I _F =200mA	1.00		
Maximum leakage current pulse test tp<300us, δ<2%	I _R	V _R =50V	200		nA
Maximum junction capacitance	C _{tot}	0 V 1 MHz	2		pF
Maximum reverse recovery time	t _{rr}	I _F =I _R =5mA recover to 0.1 I _R	1		nS

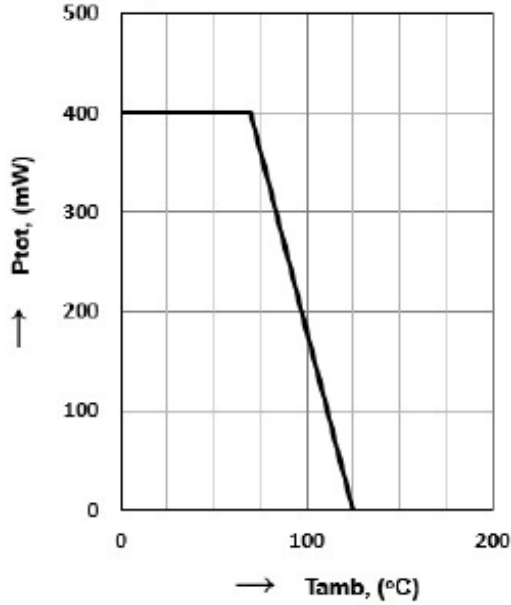
Note:

- Valid provided that leads at a distance of 9.5 mm from case are kept at ambient temperature.

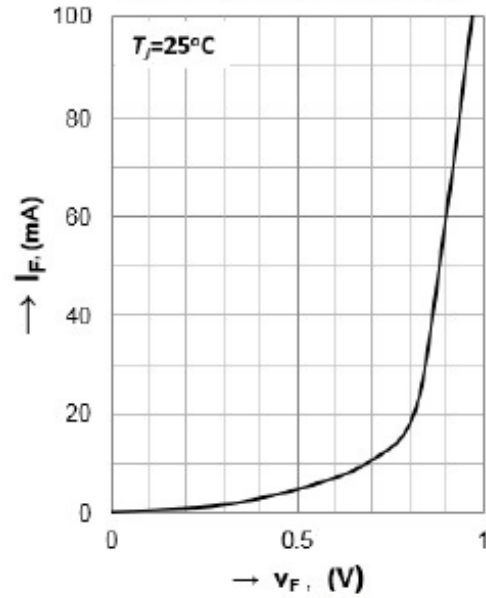
Ratings and Characteristics Curves

($T_A = 25^\circ\text{C}$ unless otherwise noted)

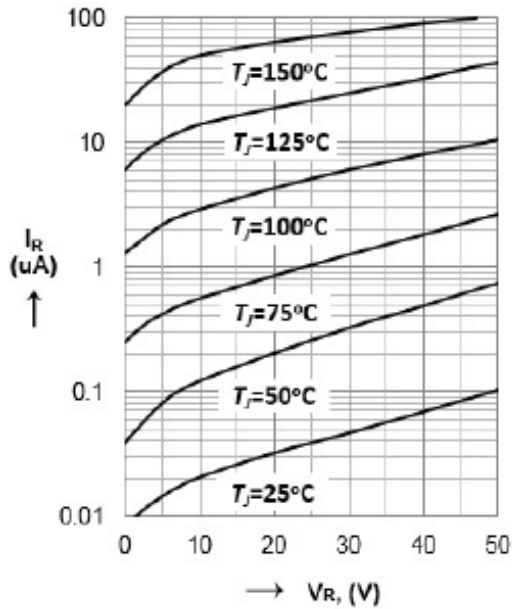
Admissible power dissipation versus ambient temperature
Valid provided that leads are kept ambient temperature at a distance of 9.5 mm from case



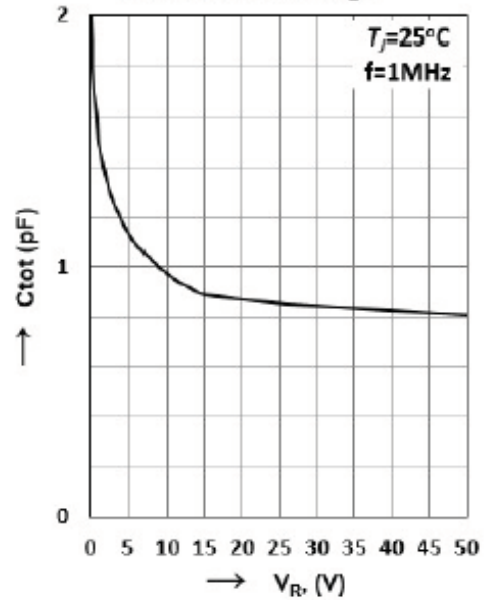
Typical forward characteristics



Leakage current versus junction temperature



Typical capacitance versus reverse voltage

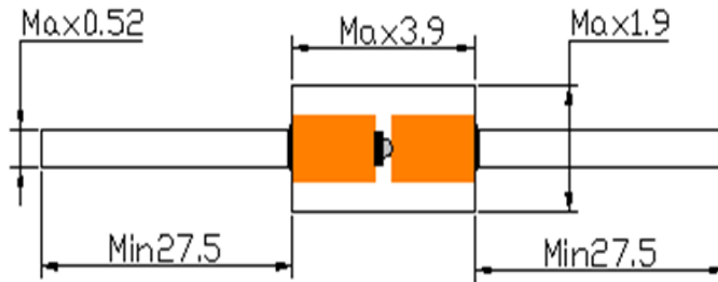


Package Outline Dimensions

in inches (millimeters)

DO-35 (DO-204AH)

CASE DIMENSION (DO-35 Type, 52mm), Unit: mm



Revision History

Document Version	Date of release	Description of changes
Rev.A	2021.06.01	Released Datasheet
Rev.B	2023.10.31	Modify document format

Disclaimers

These materials are intended as a reference to assist our customers in the selection of the Suzhou Good-Ark product best suited to the customer's application; they do not convey any license under any intellectual property rights, or any other rights, belonging to Suzhou Good-Ark Electronics Co., Ltd. or a third party.

Suzhou Good-Ark Electronics Co., Ltd. assumes no responsibility for any damage, or infringement of any third-party's rights, originating in the use of any product data, diagrams, charts, programs, algorithms, or circuit application examples contained in these materials.

All information contained in these materials, including product data, diagrams, charts, programs and algorithms represents information on products at the time of publication of these materials, and are subject to change by Suzhou Good-Ark Electronics Co., Ltd. without notice due to product improvements or other reasons. It is therefore recommended that customers contact Suzhou Good-Ark Electronics Co., Ltd. or an authorized Suzhou Good-Ark Electronics Co., Ltd. for the latest product information before purchasing a product listed herein. The information described here may contain technical inaccuracies or typographical errors. Suzhou Good-Ark Electronics Co., Ltd. assumes no responsibility for any damage, liability, or other loss rising from these inaccuracies or errors. Please also pay attention to information published by Suzhou Good-Ark Electronics Co., Ltd. by various means, including our website home page.

(<http://www.goodark.com>)

When using any or all of the information contained in these materials, including product data, diagrams, charts, programs, and algorithms, Please be sure to evaluate all information as a total system before making a final decision on the applicability of the information and products. Suzhou Good-Ark Electronics Co., Ltd. assumes no responsibility for any damage, liability or other loss resulting from the information contained herein.

The prior written approval of Suzhou Good-Ark Electronics Co., Ltd. is necessary to reprint or reproduce in whole or in part these materials.

Please contact Suzhou Good-Ark Electronics Co., Ltd. or an authorized distributor for further details on these materials or the products contained herein.